

Solving initial value problem by different numerical methods: Practical investigation

Gábor Geda

Department of Computer Science, Eszterházy Károly College
e-mail: gedag@aries.ektf.hu

Abstract

Our aim was to study what kind of bases can be provided to understand the basic terms of differential equation through teaching mathematical material in secondary school and to what extent this basis has to be expanded so that we can help the demonstration of differential equation. So if we give up the usual expansion of mathematical device we have to find another method which is easy to algorithmise and lies on approach. Such method and its practical experience are shown in this paper.

AMS Classification Number: 65L05, 65L06, 53A04, 97D99

1. Introduction

It is well-known how important the differential equation models are in the mathematical description of different processes and systems. Our aim is to find approximate methods which are based on the approach and there is no need for higher mathematical knowledge to understand and apply them. Moreover, they are easy to algorithmise even in the possession of the secondary school material. The problems, concerning this topic can be given as an explicit first-order ordinary differential equation (abbreviated as ODE in the followings).

$$y' = f(x, y(x)) \tag{1.1}$$

The solutions for these equations (if they exist at all) are $y(x)$ functions. In most cases to give such a function is a difficult task which needs the knowledge of serious mathematical devices. Starting from the side of approach we can say that by giving (1.1) we give the slope of those tangents which can be drawn to all points of the curves of the functions providing the solution. So (1.1) correspond a given steepness to points of the place, the value of the steepness of tangent taken

in a given P point concerning the solution of ODE. The only problem is that we do not know which points should be considered belonging to the same curve among the points close to one another. In certain cases there is no need to present all the possible solutions, only the $y(x)$ is necessary on the curve of which a given $P_0(x_0, y_0)$ fits. In this case we can say that we solve an initial value problem. By expressing an initial value problem we chose one of the curves which are solutions for ODE.

Other times we have to be contented with the approximate solution of the problem. In a geometrical point of view the solution for an initial value problem by approximation is giving a P_0, P_1, \dots, P_n point serial the elements of which fit to the chosen curve by desired accuracy. The serial of vectors $\overrightarrow{P_i P_{i+1}}$ ($0 \leq i < n$) determines a broken line the points of which approximate well the points of the curve. The accuracy of the approximation is influenced by several factors. The most important ones among them are the approximate algorithm and ODE itself. This way, when we select the successive elements of the point serial we should take the changes of the curve of the function into consideration.

2. Demonstration of an approximating method

Let ODE (1.1), $P_0(x_0, y_0)$ be given and minor d distance. We would like to determine the broken line running through a given point and giving the function curve in the surroundings of a given point.

$m_0 = f(x_0, y_0)$ is the steepness of a tangent belonging to point P_0 . Let \vec{a} be a vector parallel with line of m_0 steepness and $\|\vec{a}\| = d$. Define point $Q(x, y)$ where $\overrightarrow{P_0 Q} = \vec{a}$ (see Figure 1). Steepness (m) belonging to Q can also be calculated.

If d is minor enough, then Q is close enough to the curve which is the solution for the initial value problem. This way, m well approximates the steepness of the curve in one of its points near to Q .

Let \vec{b} be a vector parallel with the tangents the steepness of which is m and $\|\vec{b}\| = d$, and in addition, we must chose the direction of \vec{b} in a way, that the angle of \vec{a} and \vec{b} must be equal with the angle of lines with m_0 and m steepness.

In the narrow surroundings of P_0 the curve of the function can be well approximated with a proper arc (c_2) which is the circle of the curvature in P_0 . Similarly we can fit an arc (c_1) in the narrow surroundings of point P_1 to a curve on which Q fits. If $m_0 \neq m$ then perpendiculars of the tangents running through P_0 and Q intersect at O . This point is considered to be the common central point of the two circles (c_1 and c_2) if the d is minor enough (see Figure 3). Knowing O , we can determine the P_1 point where $\|\overrightarrow{P_0 O}\| = \|\overrightarrow{O P_1}\|$ (see Figure 1).

To determine the following approximate point, the starting point will be P_1 as it was P_0 earlier. The promptness of the approximation depends on the selection of the value d . If it is too big O will not be a good approximation of the common centre of the two osculating circles. At the same time, if we find an appropriate O point then the distance of O and P_0 approximate the radiant of the circle of

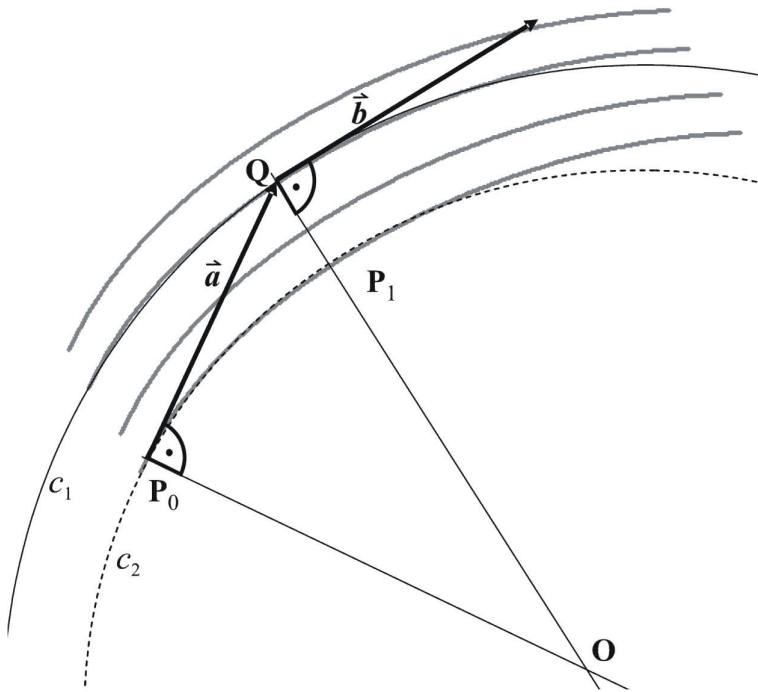


Figure 1

curvature at P_1 . This can be used to get a better defining of the value of d . If we can choose the value of d according to the characteristics of the curve we can approximate the function more precisely, and the algorithm will be faster.

If m_0 equals with m then the perpendiculars placed in the P_0 and Q points of the tangents are parallel so they do not have a point of intersection. In this case knowing m_0 and m the place of P_1 has to be defined in another way.

To understand the operation of this method we only need the knowledge of graphic meaning of the differential quotient as the exact definition is not used in this case. If we regard an ODE as a function which orders value of steepness to the points of the place then the point serial giving the solution can be written by the help of vector operation based on the method mentioned above (in the followings abbreviated as **OCM** *Osculating Circle Method*) which approximates the solution of initial value problem.

$$\vec{p}_1 = \vec{p}_0 + \overrightarrow{P_0O} + \overrightarrow{OP_1}$$

where the end-point of \vec{p}_0 and \vec{p}_1 local vectors are always P_0 and P_1 (see Figure 1). To give the algorithm we need to the know how to solve an equation system.

3. The experience of practical examination of OCM

3.1. Demonstration of family of curves through OCM

Through studying the differential equation it is common to draw direction field. Good consequences can be drawn concerning the placement of the curves. In spite of this, it would be useful to present the curves of a family of curves running through the elements of a point serial. In many cases we can gain the same information from a clearer figure.

$$F(x, y) = (x^2 + y^2)^2 - 2c^2(x^2 - y^2) - a^2 + c^4 = 0$$

is the equation of *Cassini curves* and by changing a and c we get the different member of the family of curves.

Let

$$\frac{dy}{dx} = -\frac{x^3 + xy^2 - c^2x}{y^3 + x^2y + c^2y} \quad (3.1)$$

be a differential equation derived from

$$\frac{dy}{dx} = -\frac{F_x}{F_y}.$$

The computer programme made on the basis of OCM assign points along $y=0.001$ line running at the same step and approaches the points of the curves running through the assigned points ($3 < |x_0| < 6$).

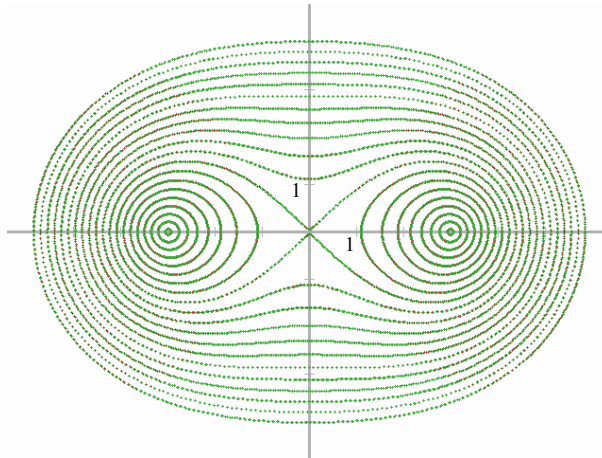


Figure 2: This figure was made by using (3.1). The algorithm drew the curves running through the members of the point serial ($3 < |x_0| < 6$) along $y=0.001$ line running at the same step ($c=3$).

3.2. The approximation of initial values problem by OCM

In the followings we examine how exactly the different algorithms follow the solution. (RK n means the n^{th} -order Runge-Kutta method in the followings.) To the comparison we chose an initial value problem:

$$y' = \frac{dy}{dx} = \frac{1}{2y}, \quad y_0(0) = 0.005$$

The $y(x)$ functions giving the solution can not be differentiated in the points where the function and the x axes intersect. We examined how the applied methods can follow the changes of the curve if we give the starting point in the surroundings of such a point (see Figure 3).

Through the experiment, the initial value of d was 0.005 in the programme which was made on the basis of the OCM.

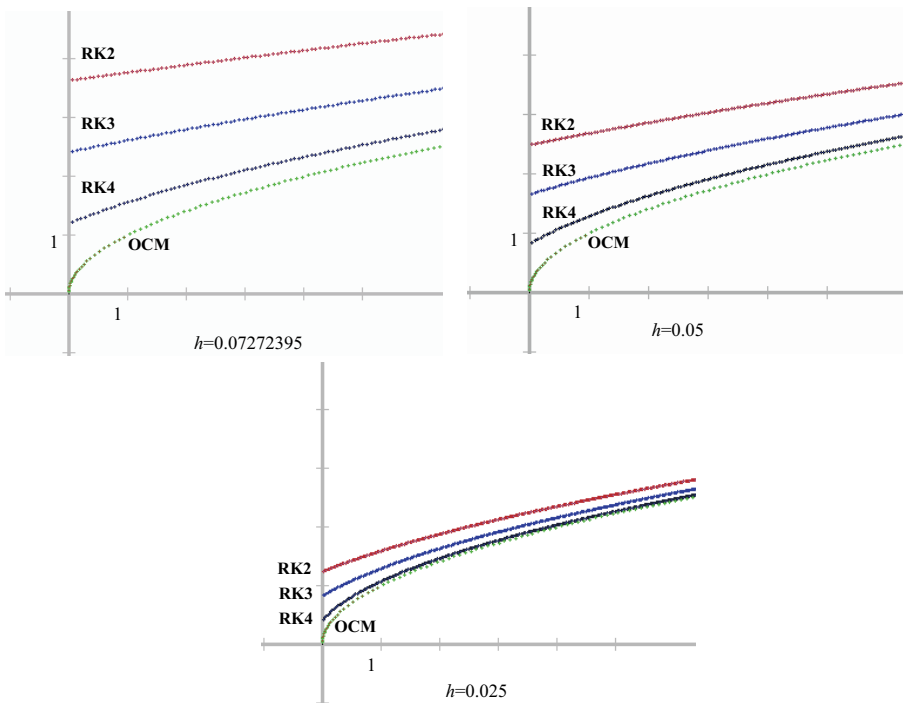


Figure 3: Where h is the step-size of Runge-Kutta algorithms.

Naturally, we can not ignore the fact, that the algorithm based on OCM changes the value of d in the function of curvature, (which depends on radius of curvature), while the step-size is a constant in RK2, RK3 and RK4.

For the next practical examination of the algorithm we chose the following

differential equations

$$y' = \frac{dy}{dx} = -\frac{1}{2y}.$$

$y_0(0) = 2$ was an initial condition and we approximated the solution by three different methods. (RK2, RK3, OCM)

First we carried out OCM and in the case of $d=0.05$ 56 approximating points were presented above [0; 4]. As the distance of the succeeding approximating points of x -coordinates is different we chose its mean as the step-size of RK algorithms.

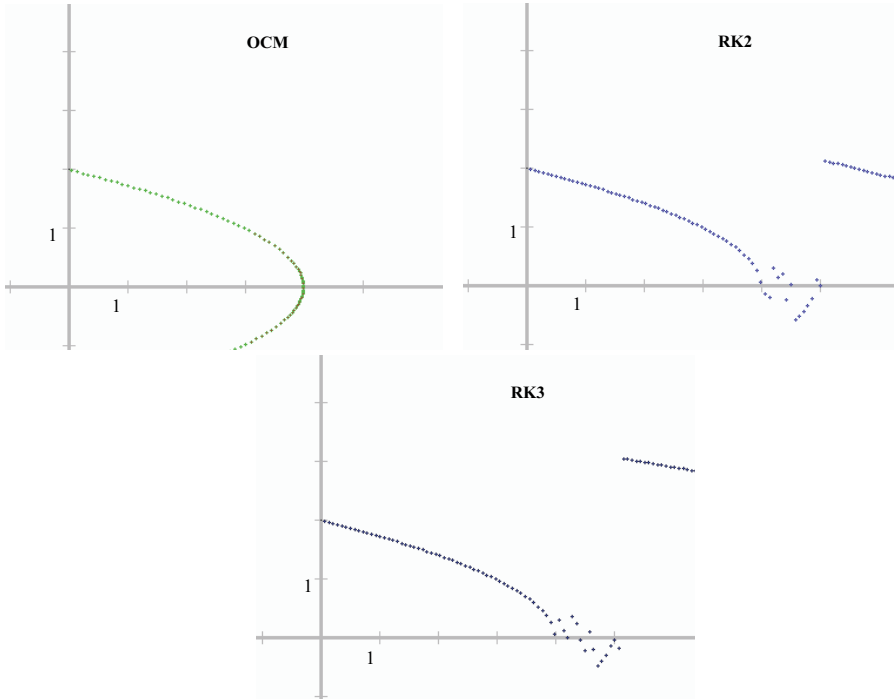


Figure 4

The promptness of approximations was characterised by the average and maximum of the series of the differences between approximated and calculated values of function (see Table 1).

The graph shows the difference between the calculated value and the values produced by the three procedures in [0;4]. We left out the last two points of 56 points for the sake of better visibility in all three diagrams.

It can be observed that the difference between the approximated values and the calculated ones is increasing in all three cases approaching the zero. It is worth observing and comparing the values belonging to the points showed. It can be seen the last values belonging to RK3 and OCM are almost the same. The figure

	RK2	RK3	OCM
$\frac{1}{n} \sum_{i=1}^n y_i - y(x_i) $	0.001029571	0.00084471	$9.27051 \cdot 10^{-6}$
$\max_{i=1, \dots, n} (y_i - y(x_i))$	0.056674050	0.04690024	0.000151908

Table 1

shows that points belonging to RK2 and RK3 are farther from the point where the function and the X-axis cross each other.

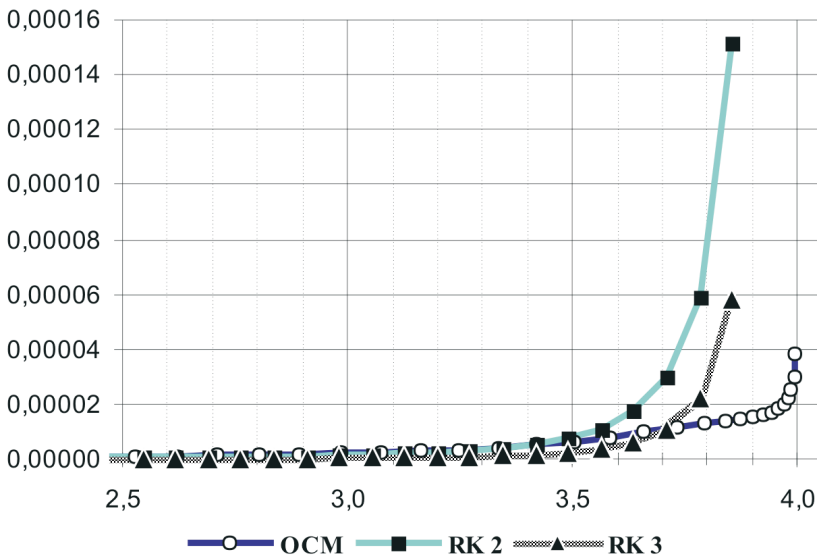


Figure 5: We can see that OCM at the same number of steps differs less and better approaches the critical point.

4. Conclusion

It could be seen that with the help of figures produced by a programme operating on the base of OCM we can receive a graphic image about the route of curves running through an assigned points of a domain. Not to mention the fact we can get an image about the route of a curve compared to other curves because this procedure follows the route of curves running through given points. We must not

ignore the drawback of OCM namely it needs more calculation than calculation of (1.1) point by point. The other advantage is that it serves the presentation of an approximating method in the field of solution of ODE at the disposal of basic knowledge mentioned above.

Observations in the field of the promptness of ODE proved that it can operate in the surroundings of critical points with fewer mistakes. This difference is smaller than the mistake of RK3, although, it uses two values of steepness to produce an approximating point. At the same time it needs more calculation and it can be used efficiently in the case when the calculation need of $f(x, y)$ given in (1.1) is high enough.

To receive a clear picture of the promptness of OCM further observations are needed though which it should be compared to other methods using adaptive step-size.

At the same time we can see further possibilities to refine this method.

References

- [1] GEDA, G., Solving Initial Value Problem by Approximation in Different Graphic Ways, 5th *Intrnational Conference of PhD Students, Miskolc* (2005).
- [2] STOYAN, G., TAKO, G., Numerikus módszerek, *ELTE-TypoTEX, Budapest*, (1993).
- [3] HATVANI, L., PINTÉR, L., Differenciálegyenletes modellek a középiskolában, *POLYGON, Szeged*, (1997).
- [4] RONTÓ, M., RAISZ, PÉTERNÉ., Differenciálegyenletek műszakiaknak, *Miskolci Egyetemi Kiadó, Miskolc*, (2004).
- [5] SZŐKEFALVI-NAGY GY., GEHÉR L., NAGY P., Differenciálgeometria, *Műszaki Könyvkiadó, Budapest*, (1979).
- [6] GEDA, G., Kezdeiérték-probléma közelítő megoldásának egy geometriai szemléltetése, *Tavaszi Szél, Debrecen*, (2005).
- [7] PÓLYA, GY., Matematikai módszerek a természettudományban, *Gondolat, Budapest*, (1984).

Gábor Geda

Department of Computer Science
Eszterházy Károly College
Leányka str. 6.
H-3300 Eger, Hungary